


# Communication with ClassDojo

Communication with students, families, and staff - all in one place!

# Our Agenda



**Estimated duration: 30 minutes**



## **Get connected**

For families, for students,  
and for yourself



## **A+ communication**

It's not just about sending a  
message, build a community!



## **Ideas to get started**

How will you give families a  
window into their child's  
learning?



# Get your community connected

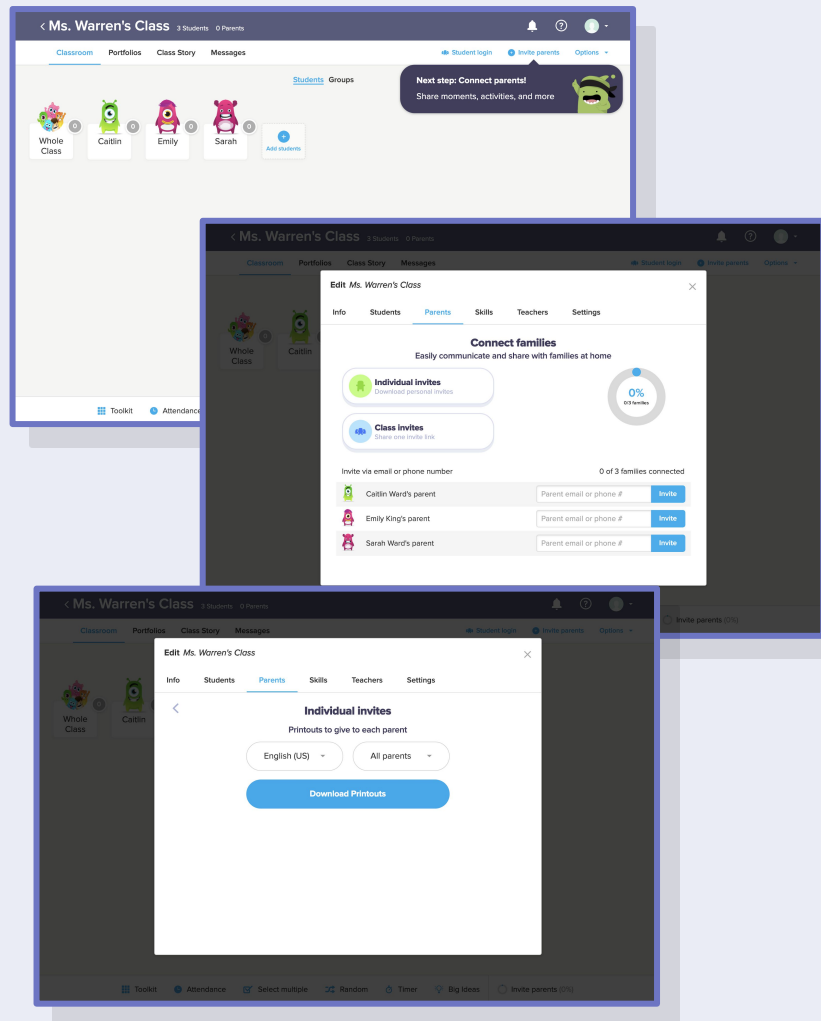
Families, teachers, and students in ONE place

Get your community connected

# Connect families

...because you're creating a classroom community families want to be a part of ❤️

- You can connect families by [sharing a class link](#) at “back to school” night
- You can also [download and print individual invites](#) and in [35+ languages](#)
- If you have parent phone numbers or email addresses, you can [invite them](#) that way too



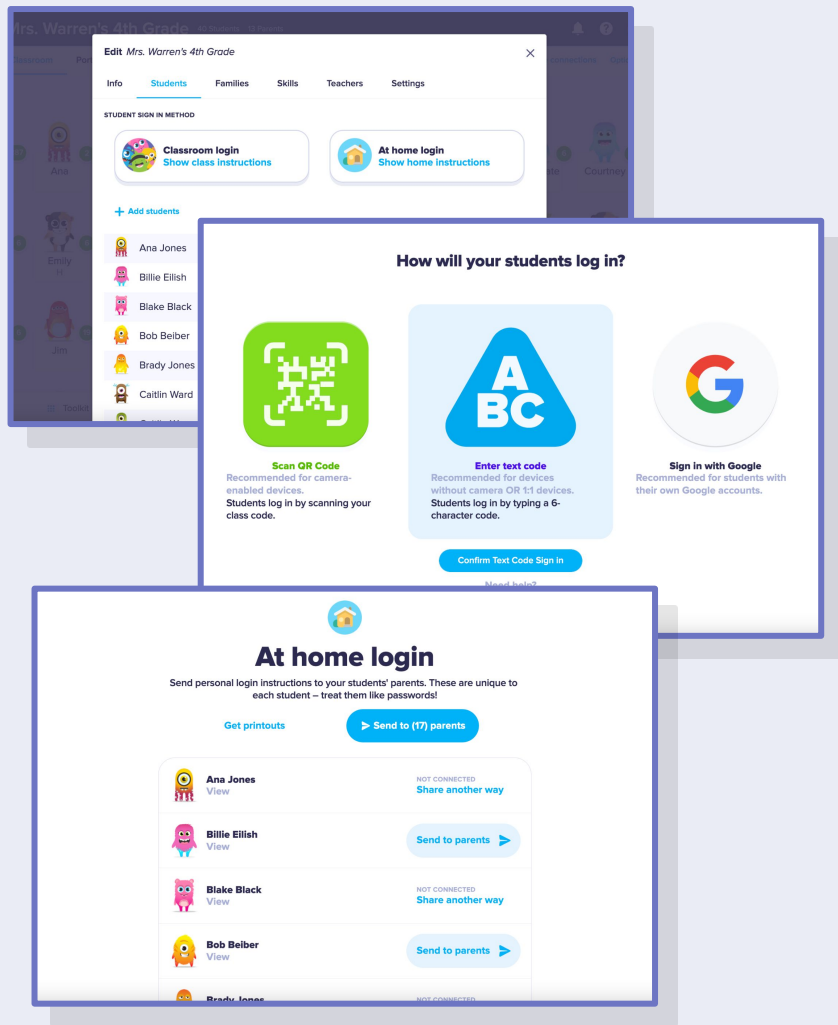
Get your community connected

# Connect students

...gives students agency in their learning 🧠

- 6 ways for students to log in
  - Choose classroom for in class use
    - QR code
    - Text code
    - Google logins
  - Home logins can be shared via printouts or invites sent to families via messaging
    - QR code
    - Link
    - Toggle from parent's account

✳ You'll know students have logged in when their avatars change from eggs to their very own monster!



Get your community connected

## Connect with school staff

No need to create new classes for specials visits...

- Add [co-teachers](#)
  - Who else needs to be in the know about your class? Communicate with families?

### New to Class Dojo

- [Staff Messaging!](#)
  - So ALL your communication can be in ONE place.





# Building Relationships through Class Dojo

Improve communication between  
teachers and parents, teachers and students, even  
amongst staff

Connect with every family

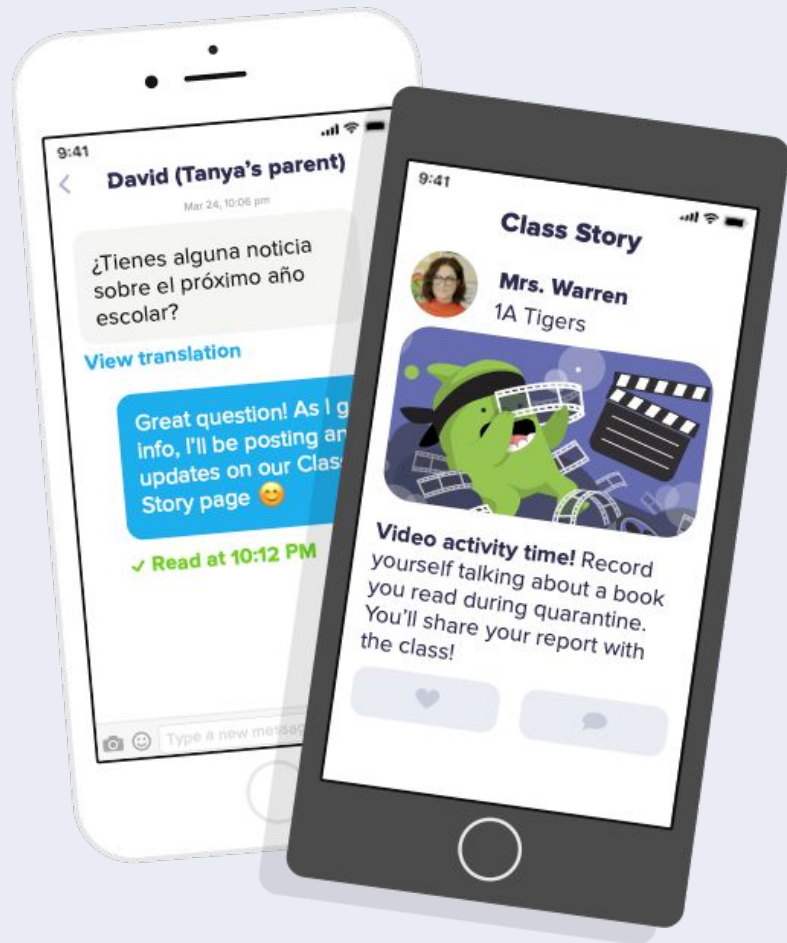
# Build 1:1 Connections

## Messaging (without giving your personal phone number)

- **Read receipts** let you know when parents view your message
- [Scheduling](#) allows you to set up reminders and updates ahead of time
- [Send files and photos](#) to differentiate and provide resources for specific families

After your work day-relax knowing messages after hours are safe & sound until you choose to check them with:

+ [Quiet hours!](#)



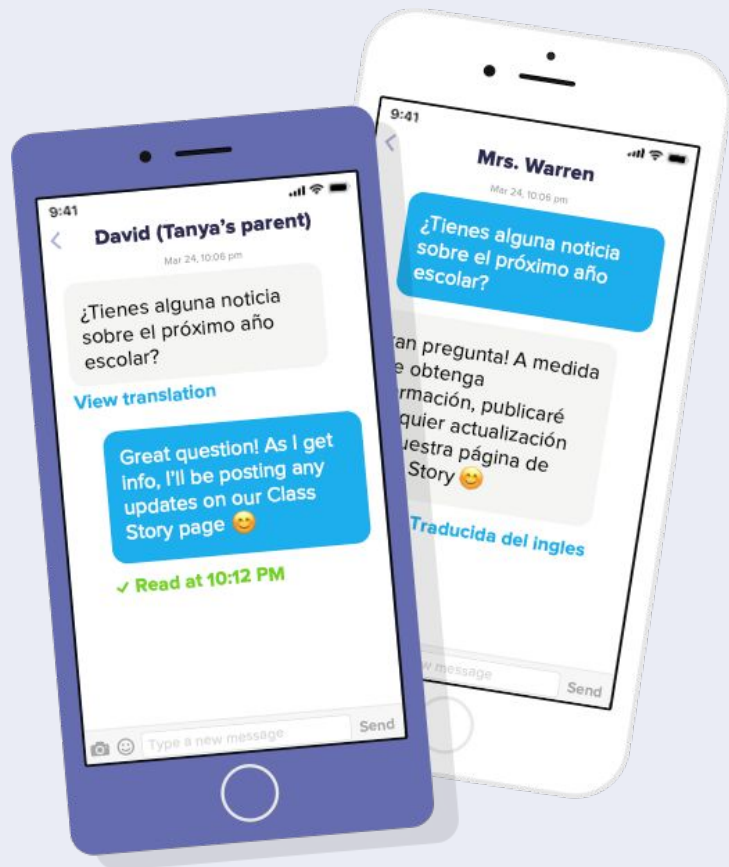


Connect with every family

# Translations

## Communicate with **ALL** families

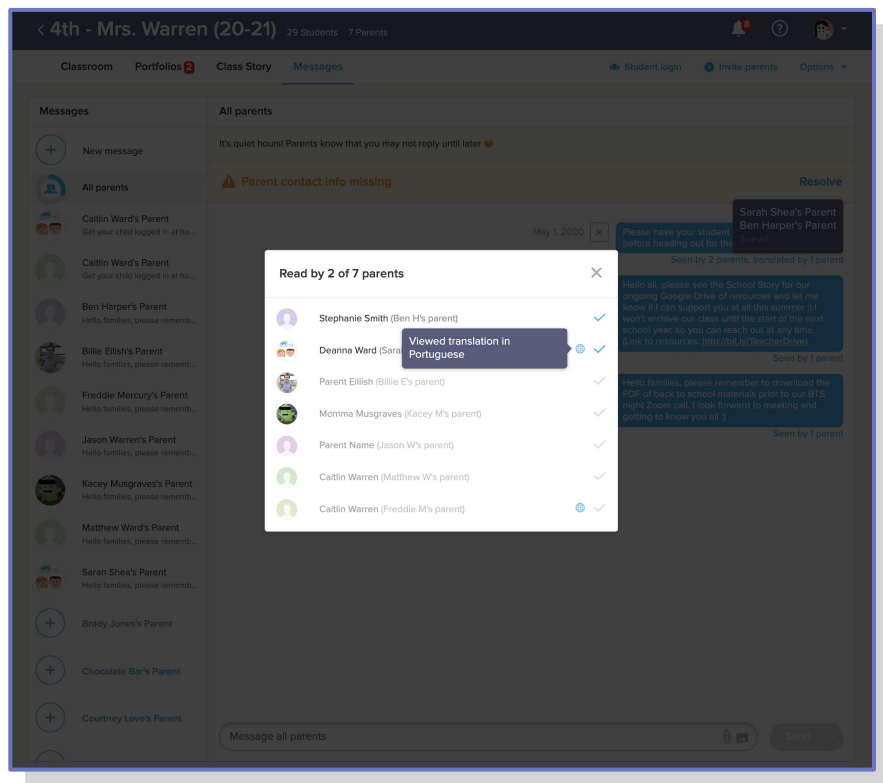
- [Automatic translations](#) mean language is never a barrier
- **Translations in over 35+ languages** mean every family is a part of your school community
- See which language families prefer when you **view read receipts** in messages



# Ideas



# for communicating with families



- **Whole class messages** Share important information for parent's eyes only, accessible to all
- **Differentiate!** Share files like PDF packets designed for specific students' needs
- **Check in** 🙌 Set aside time for yourself to check in with families and their needs

Connect with every family

# Share moments & lessons

## Class Story

- A private feed to [share photos of field trips, video lessons, and files](#) with students and families (and see who actually viewed your post!)
- Create [Events](#) with automatic reminders for assemblies and video meetings
- Turn on [parent](#) and [student comments](#) to engage them in the conversation



# Ideas



## for sharing on Class Story

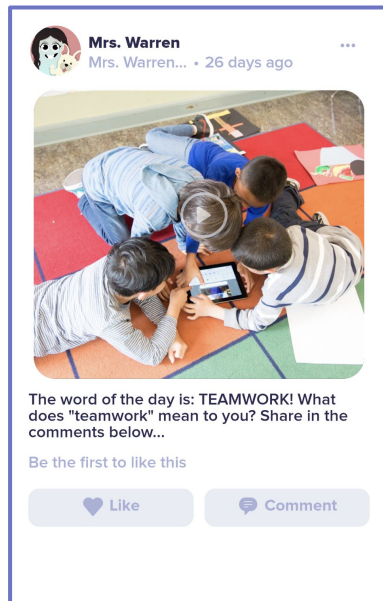
### Share classroom moments

Upload up to 10 photos in a single post to give families a window into the school day.



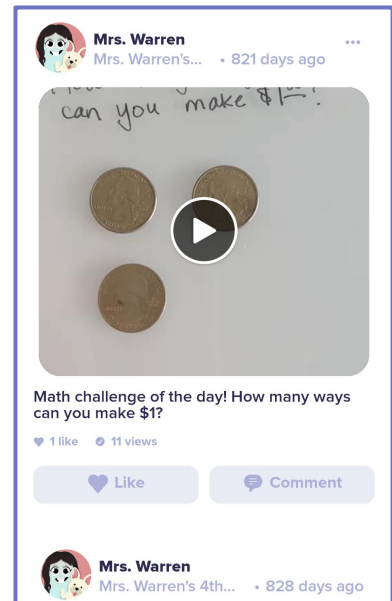
### Video students in action

From science lessons to student presentations, showcase students' talent!



### Re-teach & frontload

Share mini-lessons to help jog parents' memory about concepts (and help re-teach students too)!



Connect with every family

# Share school-wide updates

## School Story

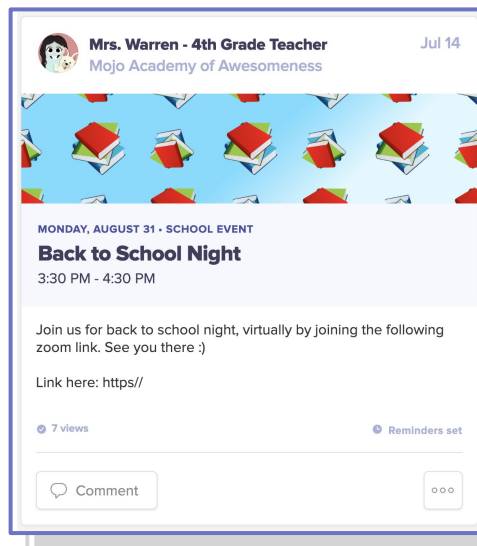
- A **private feed** to [share photos and videos](#) of school-wide moments
- School-wide [Events](#) like assemblies
- Feel confident that **ALL families are in the know** by seeing which parents view your posts
- Announcements and files, like newsletters, **reach your entire school community**



# Ideas for sharing school-wide

## Events

Share Events so that every parent gets reminders and has easy access to Zoom links



A Facebook event post by Mrs. Warren - 4th Grade Teacher at Mojo Academy of Awesomeness, dated Jul 14. The event is titled "Back to School Night" and is scheduled for Monday, August 31, from 3:30 PM to 4:30 PM. The post includes a link to join the event and a reminder icon.

**Mrs. Warren - 4th Grade Teacher**  
Mojo Academy of Awesomeness

Jul 14

**MONDAY, AUGUST 31 • SCHOOL EVENT**  
**Back to School Night**  
3:30 PM - 4:30 PM

Join us for back to school night, virtually by joining the following zoom link. See you there :)

Link here: <https://>

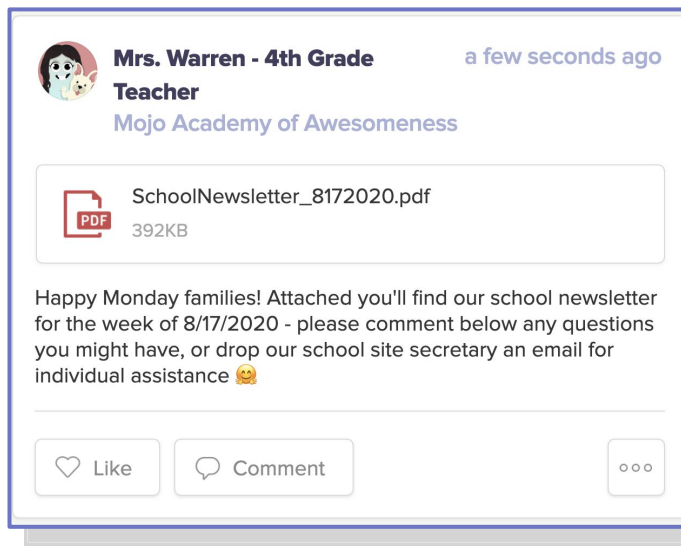
7 views

Reminders set

Comment

## Attach files


Share your school newsletter and know that all families are getting the information they need



A Facebook post by Mrs. Warren - 4th Grade Teacher at Mojo Academy of Awesomeness, posted a few seconds ago. The post includes an attached PDF file titled "SchoolNewsletter\_8172020.pdf" (392KB) and a text message about the school newsletter for the week of 8/17/2020.

**Mrs. Warren - 4th Grade Teacher**  
Mojo Academy of Awesomeness

a few seconds ago

 SchoolNewsletter\_8172020.pdf  
392KB

Happy Monday families! Attached you'll find our school newsletter for the week of 8/17/2020 - please comment below any questions you might have, or drop our school site secretary an email for individual assistance 😊

Like

Comment

## School-wide Info

Share infographics and links with every family connected to your school



A Facebook post by Ms. Heart - School Nurse at Mojo Academy of Awesomeness, dated Jun 19. The post includes an infographic titled "WASH YOUR HANDS" with six steps and a list of instructions for proper handwashing.

**Ms. Heart - School Nurse**  
Mojo Academy of Awesomeness

Jun 19

**WASH YOUR HANDS**

1. WET YOUR HANDS  
2. LATHER  
3. RUB  
4. RINSE  
5. DRY

FOCUS ON THUMBS  
FOCUS ON FINGERS  
FOCUS ON WRISTS  
BACK OF HANDS  
PALM TO PALM  
BETWEEN FINGERS

How to wash your hands with soap and water

1. Wet your hands with warm water (not too hot and not too cold).  
2. Lather: Use enough liquid or bar soap to cover your entire hand.  
3. Wash: Rub fronts and backs of hands and in between fingers ...  
4. Rinse hands well under running water.  
5. Dry with a clean towel or air dryer.

8 views

Like

Comment

Connect with every family

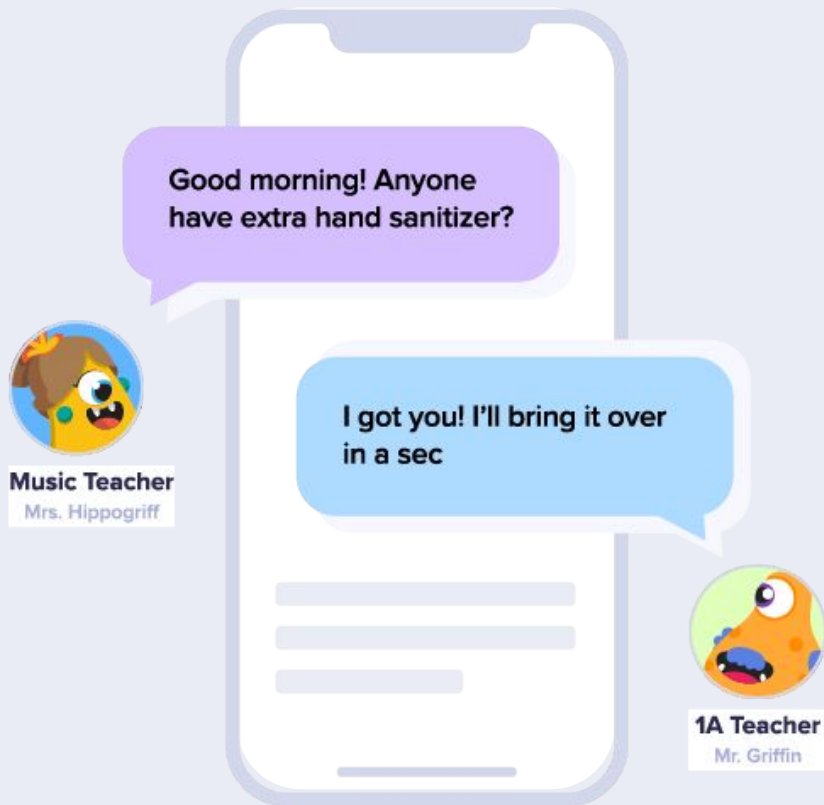
# Communicate with staff

Staff Messaging-It's never been easier 🙌

- **One place for all communication.** Message co-teachers, staff, and families all on one app.
- **Keep your class focused.** Get messages from the front office and other teachers without losing your groove.
- **Instantly reach your entire school!** Fire drill in 15? Send a schoolwide announcement in seconds.

"ClassDojo has been the command center for instruction for the last two years, and has unified our whole school. Staying connected is important now more than ever!"

- Bonny Ramirez Art Teacher at Benavides STEAM Academy





# Ideas for communicating with staff

## Create grade level groups

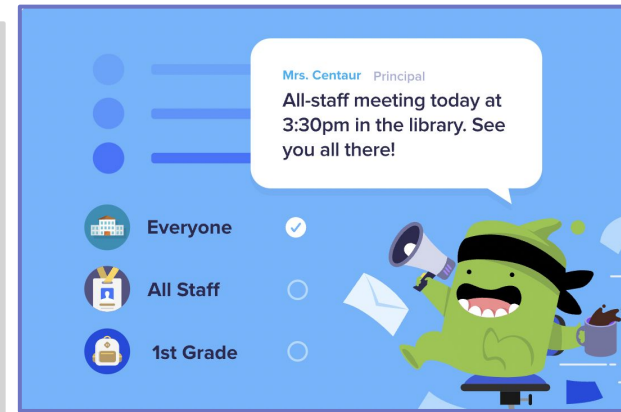
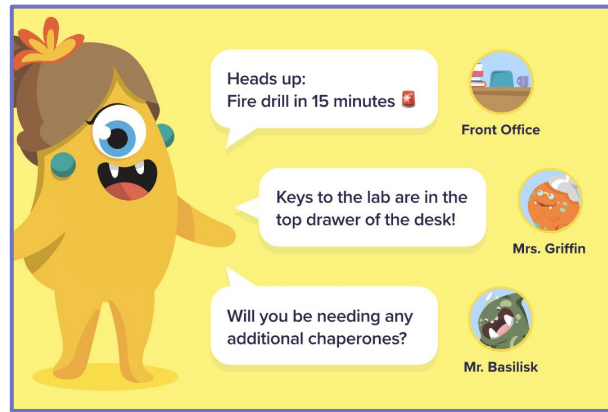

Sending a student with a sticky note can take a minute... or two. Send messages *instantly*.

## Get messages from the office

Less phone and intercom interruptions means you can focus on what matters most.

## ALL staff updated in a snap!

Keep teachers and staff informed with whole staff messages that reach everyone in seconds.







**We're here to help**

Anything you need, you got it

We're here to help

# Contact us!

We're here to support you 🤗

- Each school has a [ClassDojo Mentor](#) - find out who is your school's Mentor for support
- If you ever get stuck, just drop us an email at [Hello@ClassDojo.com](mailto:Hello@ClassDojo.com)
- Check out [the HelpDesk](#) for helpful articles for teachers, School Leaders, parents, and students

