

ClassDojo: Beyond the Basics

**Tips that will help further improve family engagement, classroom culture,
& student performance**

Our Agenda



Estimated duration: 30 minutes



8 tips you can use today

Taking you beyond the
basics with teacher created
tips!



Tip #1: Establish norms

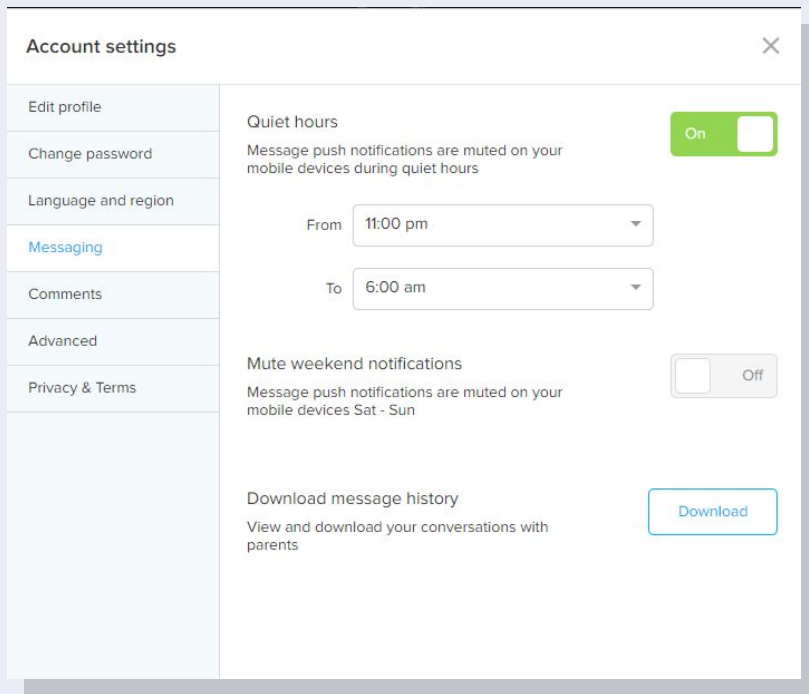
Communicate these clear and positive norms at
the start of the year

Tip #1: Establishing norms

Communicate norms


...in a Class Story post, message to parents, and in person at a back to school night

- Explain your availability in responding to messages and that you're using [quiet hours](#)
- You might not be able to respond to Class Story comments until after the school day
- Request that parents send you a private message if they have constructive feedback for the class
- Reiterate that you're a **team** and all communication should reflect that.



The screenshot shows a 'Account settings' window with a sidebar on the left and a main content area on the right. The sidebar contains links: 'Edit profile', 'Change password', 'Language and region', 'Messaging' (highlighted in blue), 'Comments', 'Advanced', and 'Privacy & Terms'. The main content area has a title bar with 'Account settings' and a close button (X). It contains three sections: 1. 'Quiet hours' with a green 'On' toggle, a description 'Message push notifications are muted on your mobile devices during quiet hours', and two dropdown menus for 'From' (11:00 pm) and 'To' (6:00 am). 2. 'Mute weekend notifications' with a grey 'Off' toggle, a description 'Message push notifications are muted on your mobile devices Sat - Sun', and a 'Download' button. 3. 'Download message history' with a description 'View and download your conversations with parents' and a 'Download' button.

Account settings	
Edit profile	
Change password	
Language and region	
Messaging	Quiet hours Message push notifications are muted on your mobile devices during quiet hours From: 11:00 pm To: 6:00 am On
Comments	
Advanced	Mute weekend notifications Message push notifications are muted on your mobile devices Sat - Sun Off
Privacy & Terms	Download message history View and download your conversations with parents Download



Tip #2: Make messages meaningful


Surprise families with both *how* & *what* you communicate

Tip #2: Make messages meaningful

Meaningful messages

Do things differently than what they may have experienced in the past

- Take some photos or videos of your classroom before school starts to give them a sneak peak!
- Ask families for feedback early on, like how they can get more involved this year, what resources might your family benefit from, what types of posts would you like to see, is there anything I should know, both big and small?
- [Schedule](#) Happy Birthday messages to parents so they receive them the morning of their birthday





Tip #3: Student ownership and choice

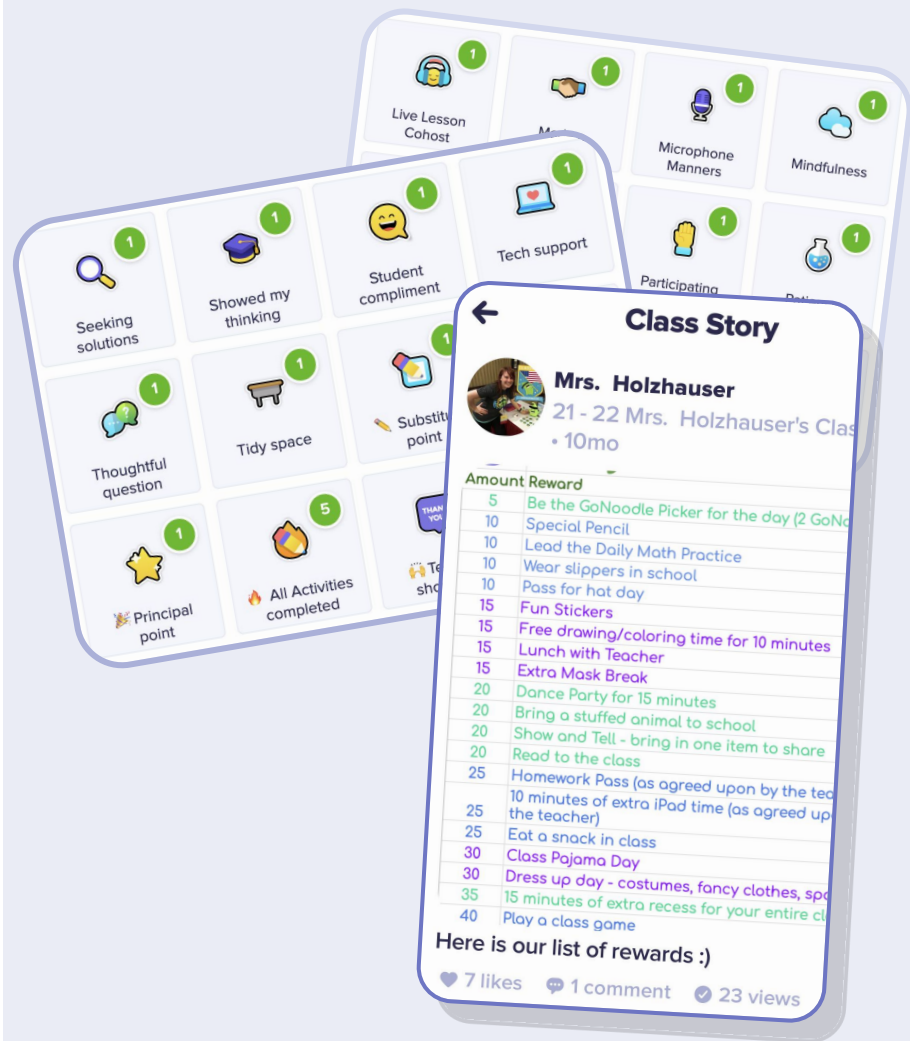
Increase student buy-in by taking their input

Tip #3: Student ownership and choice

Student ownership

...afterall, they're part of the class too!

- Create feedback categories with your class and get their input on the icon and points
- Decide what, when and how often students can redeem points
- Use points for tracking student **goals**
- Allow your students to nominate others for feedback when they see something awesome on the playground or in class.





Tip #4: Class Story as a mini-lesson

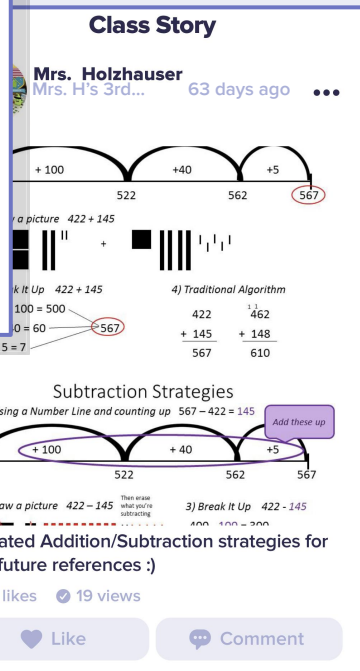
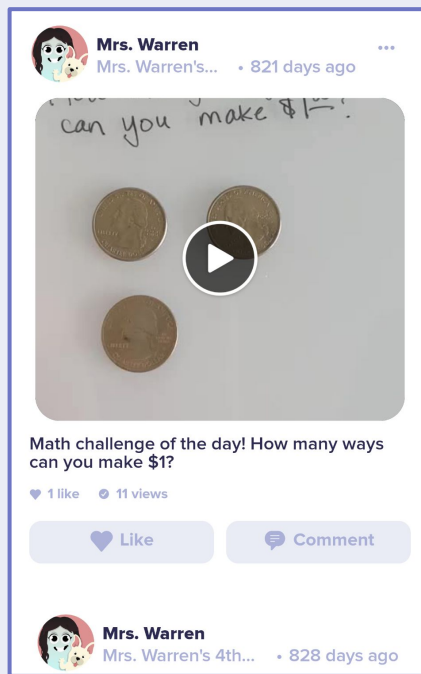
Flip your classroom or help the parents

Tip #4: Class Story as a mini-lesson

Class Story lessons

Flip your classroom or give your parents a cheat cheat!

- [Upload mini-lessons into Class Story](#) that will help your parents understand and reinforce what you're working on in class
- Use these mini-lessons for pre-teaching and reteaching students
- This could include:
 - Video lessons
 - Anchor charts
 - Students sharing their thinking





Tip #5: Adjust for your student's age

Make ClassDojo fit YOUR students


Tip #5: Adjust for your student's age

Customize for your students

One size doesn't fit all

- Consider how you assign feedback and skills
 - In preK skills you might use neutral points to track naps, meals, and bathroom visits
 - In Middle school you might use neutral points as digital hall passes
- [Customize student avatars](#) by uploading student photos, cartoons, or student created avatars instead of the Dojo monsters

New skill




Name

Appropriate transition

Point weight

0

Select a monster for



ClassDojo Monsters

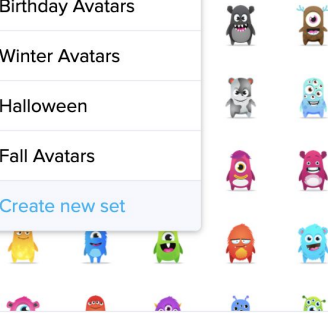
Birthday Avatars

Winter Avatars

Halloween

Fall Avatars

Create new set



Done



Tip #6: Reports & parent-teacher conferences

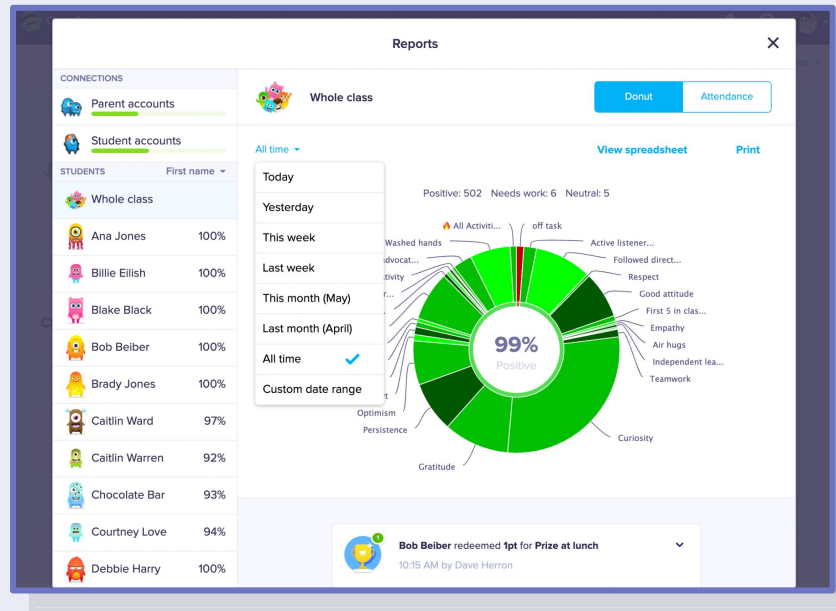
Use reports to guide your conferences

Tip #6: Reports & parent-teacher conferences

Let the reports guide you

Use reports to get the conversation started

- [Use the filter](#) to find a specific date or length of time
- Highlight the **positive skills** the student has received the most
- Show how the student's goals are progressing if you're using points for goal tracking
- Ask the parents what behaviors and goals they have for their student



Reports



CONNECTIONS



Parent accounts



Student accounts



Me

All time ▾

[View spreadsheet](#)

[Print](#)

STUDENTS

Most positives ▾



Whole class



Am

171



Jas

166



Me

156



Za

150



Coi

140



Ke

136



Q

132



Lu

118



Si

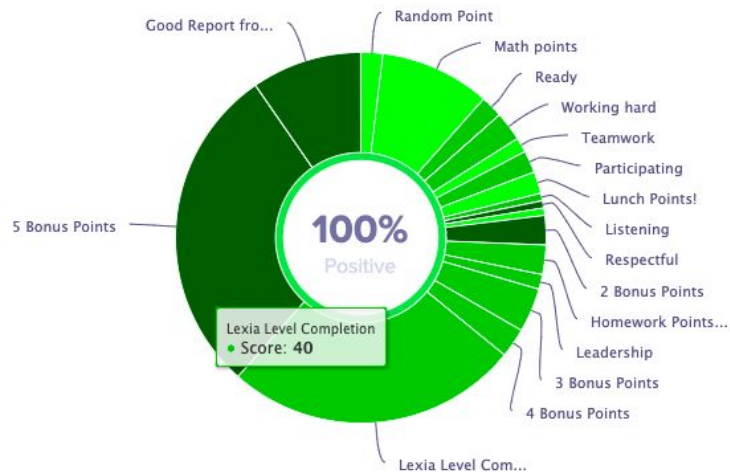
117



Pe

112

Positive: 156 Needs work: 0



Add a note...



Tip #7: Save time & tabs with Toolkit

All the tools you need in one place


Tip #7: Save time and tabs with Toolkit

8 tools to make your life easier

...and they're all in one place!

- Locate Toolkit on your [computer](#), [iOS device](#), or [Android](#)
- [Toolkit](#) includes a timer, random, group maker, noise meter, directions, think-pair-share, today, & music
- Cast from you app to your computer so you can use your tools wherever you are in your classroom!





Tip #8: Use Big Ideas & Conundrums to spark discussion

Combine SEL with cooperative learning

Tip #8: Use Big Ideas & Conundrums to spark discussion

Spark conversation with Big Ideas

Go on an adventure with Mojo or try and answer tough questions with Conundrums

- Explore **63 lessons (and counting)** in the [Big Ideas](#)
- Share with parents on Class Story to **continue the conversation at home**
- Reinforce **SEL lessons** with Big Ideas videos and use Conundrums to increase **problem solving** and **critical thinking skills**
- Schoolwide? Consider dividing lessons up by grade to avoid repeating the same topics each year (students often benefit from revisiting lessons too!)





We're here to help

Anything you need, you got it

We're here to help

Contact us!

We're here to support you 🙌

- Each school has a [ClassDojo Mentor](#) - find out who is your school's Mentor for support
- If you ever get stuck, just drop us an email at Hello@ClassDojo.com
- Check out [the HelpDesk](#) for helpful articles for teachers, School Leaders, parents, and students
- If you have any tips you think teachers should know about, email us at DojoSchools@classdojo.com

