


How students add to Student Stories


Students can add to their Student Stories from iPads or Chromebooks. You approve all posts from your teacher account before they're shared home. Parents only see their own child's posts.

Teachers, print your class code by logging into your class on the ClassDojo website and clicking "student mode".

From iPad:



Open the ClassDojo iPad app

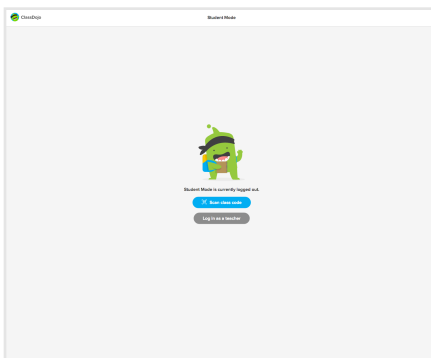


Tap "Student" to login

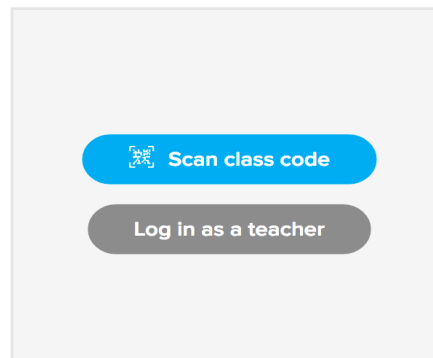


Scan class code using the ClassDojo app

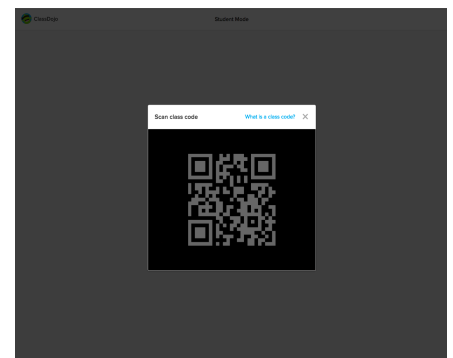
From Chromebook:



Go to:
studentmode.classdojo.com



Click "Scan class code"



Scan class code